

Description
Descripción

Lounge chair and 2 and 3-seater sofas with upholstered seat and backrest and 4-legged steel base in white or black finish. Modular system of 2, 3 seats and/or chaise lounge that allow the piece to adapt to any space offering great versatility. Available in several shapes: straight or segment end and curved to 30, 60 and 90 degrees. For combinations not indicated in our Price List, please consult our Sales Department.

Butaca y sofás de 2 y 3 plazas con asiento y respaldo tapizado y base de 4 patas de acero en acabado blanco o negro. Disponible sistema modular de 2, 3 plazas y chaise lounge que permiten adaptarse a cualquier espacio por su gran versatilidad. Disponible en diferentes formas: rectos o final de segmento y curvos de 30, 60 y 90 grados. Para combinaciones no indicadas en nuestra Lista de Precios, consultar con nuestro Departamento Comercial.

Upholstery
Tapicería

The Sir collection supports following upholsteries of Andreu World Catalogue. For fabrics in our catalogue not specified in this box or customers own materials please contact our Customer Service Department.

La colección Sir admite las siguientes tapicerías del catálogo de Andreu World. Para las telas de nuestro catálogo no indicadas en este cuadro o telas cliente, consultar con nuestro Departamento Comercial.

Fabrics / Telas

- 1** Soft-fiber
Jacquard One
Jacquard Three
Citadel
Sand
Era
Gravity
Rivet
Urban
Reel One (in/out)
Spin One
Spin Two
Spin Three
Spin Four
Spin Five
- 2** Jacquard Two
Solid & Stripes
Loom One
Circular One Pure Eco
Tack One (in/out)

- 3** Jacquard Four
Medley
Revive 1
Natte
Main Line Flax
Loom Two (in/out)
Mezzo
Reel two (in/out)
Jacquard Five
- 4** Jacquard 4 Special
Nexus
Field 2
Remix 3
Heritage
Savane
Loom Three
Loom Four
Cura
Oceanic
Reel Three (in/out)
Reel Four (in/out)
Reflect
Spin Six

- 5** Silk
Synergy
Step
Step Melange
Blazer
Melange Nap
Chili
Noma
Re-wool
- 6** Go check
Swing
Chartres
Zori
Patio
Tack Two (in/out)
Tack Three (in/out)
- 7** Canvas 2
Select
Clara 2
Tack Five (in/out)
Hero 2

- 8** Capture
Fiord 2
Tonus 4
Divina 3
Lopi
Domino
Atrium
- 9** Divina MD
Divina Melange 3
Hallingdal 65
Steelcut Trio 3
Tack Four (in/out)
- 11** Arda
Ecriture
Zero


Faux Leather / Ecopiel

- 1** Valencia
- 2** Silvertex
- 3** Maglia
- 4** Dolce
- 8** Ultraleather
- 9** Brisa
Brisa Distressed
Fresco
Ultraleather Pro
Promessa
- 10** Tottori
Coast (in/out)
- 11** Reef Pro
Volar Bio

Leather / Piel

- L1** High grade cow leather.
Piel de vaca de 1ª categoría.
- L3** Polished full grain leather.
Piena flor pulida.
- L6** Aniline leather batique-effect.
Scandinavian cattle.
Piel anilina efecto batique.
Ganado escandinavo.

Steel finish
Acabado de acero



Certificates
Certificados

Fireproof polyurethane foam
Espuma de poliuretano ignifuga

UNE EN 1021:2006
BS 5852 part 2 crib 5
UNI 9175 Classe 1 IM
BKZ 5.2
California TB 117:2013
California TB 133*

*Contact our Customer Department
*Consultar con nuestro Departamento Comercial

Quality - Resistance
Calidad - Resistencia

UNE EN 16139:2013

Intellectual property Propiedad intelectual

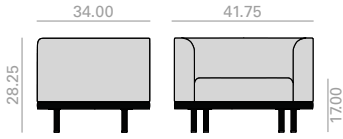
All our collections are protected by international industrial design registries, designs patents, copyrights and intellectual Property laws. Unauthorized use of AW International Property is a criminal offence and can lead to prosecution.

Todas nuestras colecciones están protegidas por registros de diseño industrial, diseño de patente, copyright y derechos de propiedad intelectual en todo el mundo. El uso no autorizado de los diseños y propiedad intelectual de AW supone un delito que puede ser sometido a acción judicial.



BU2310 **NEW**

Lounge chair with upholstered seat and backrest and 4-legged steel base in white or black finish.
 Butaca con asiento y respaldo tapizado y base de 4 patas de acero en acabado blanco o negro.



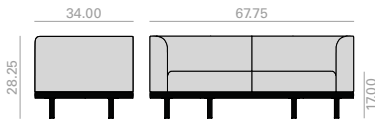
	COM yards per unit	COL sq.ft
1 units	5.25	105
10 units or more	5.25	

27 Ft
 82 lbs
 x1

	COM	COL	1	2	3	4	5	6	7	8	9	10	11	L1	L2	L3	L6
\$	3,564	3,678	3,816	3,928	4,018	4,170	4,321	4,474	4,626	4,777	4,929	5,080	5,232	5,364	5,916	6,912	9,554

SF2311 **NEW**

2-seater sofa with upholstered seat and backrest and 4-legged steel base in white or black finish.
 Sofá de 2 plazas con asiento y respaldo tapizado y base de 4 patas de acero en acabado blanco o negro.



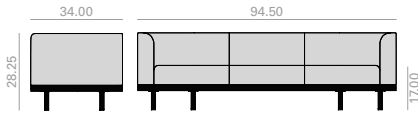
	COM yards per unit	COL sq.ft
1 units	8.2	161.5
10 units or more	8.2	

42,75 Ft
 102 lbs
 x1

	COM	COL	1	2	3	4	5	6	7	8	9	10	11	L1	L2	L3	L6
\$	5,624	5,815	6,052	6,243	6,391	6,647	6,903	7,161	7,415	7,673	7,928	8,186	8,438	8,668	9,595	11,278	15,741

SF2312 **NEW**

3-seater sofa with upholstered seat and backrest and 4-legged steel base in white or black finish.
 Sofá de 3 plazas con asiento y respaldo tapizado y base de 4 patas de acero en acabado blanco o negro.



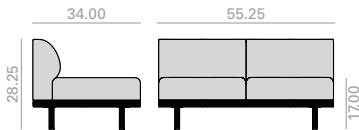
	COM yards per unit	COL sq.ft
1 units	12.15	237
10 units or more	12.15	

59,25 Ft
 142 lbs
 x1

	COM	COL	1	2	3	4	5	6	7	8	9	10	11	L1	L2	L3	L6
\$	7,154	7,434	7,782	8,060	8,281	8,657	9,031	9,405	9,781	10,158	10,534	10,908	11,284	11,619	12,974	15,448	21,992

SF2313 **NEW**

2-seater modular sofa with upholstered seat and backrest and 4-legged steel base in white or black finish.
 Sofá modular de 2 plazas con asiento y respaldo tapizado y base de 4 patas de acero en acabado blanco o negro.



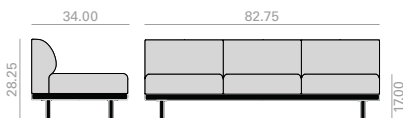
	COM yards per unit	COL sq.ft
1 units	6.9	134.75
10 units or more	6.9	

35 Ft
 89 lbs
 x1

	COM	COL	1	2	3	4	5	6	7	8	9	10	11	L1	L2	L3	L6
\$	4,399	4,562	4,760	4,919	5,046	5,261	5,475	5,693	5,906	6,120	6,337	6,552	6,768	6,959	7,735	9,150	12,897

SF2314 **NEW**

3-seater modular sofa with upholstered seat and backrest and 4-legged steel base in white or black finish.
 Sofá modular de 3 plazas con asiento y respaldo tapizado y base de 4 patas de acero en acabado blanco o negro.



	COM yards per unit	COL sq.ft
1 units	10.75	210
10 units or more	10.75	

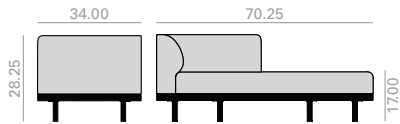
52 Ft
 131 lbs
 x1

	COM	COL	1	2	3	4	5	6	7	8	9	10	11	L1	L2	L3	L6
\$	5,978	6,230	6,537	6,785	6,983	7,316	7,649	7,984	8,318	8,653	8,988	9,322	9,659	9,954	11,164	13,369	19,197

SF2315 **NEW**

Modular chaise lounge sofa (left side) with upholstered seat and backrest and 4-legged steel base in white or black finish.

Sofá modular chaise lounge (lado izquierdo) con asiento y respaldo tapizado y base de 4 patas de acero en acabado blanco o negro.



	COM yards per unit	COL sq.ft
1 units	8.2	161.5
10 units or more	8.2	

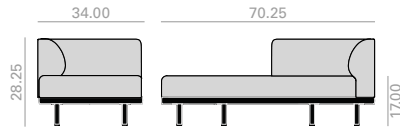
44,25 Ft
 82 lbs
 x1

	COM	COL	1	2	3	4	5	6	7	8	9	10	11	L1	L2	L3	L6
\$	4,560	4,753	4,992	5,179	5,331	5,583	5,843	6,097	6,353	6,610	6,868	7,122	7,380	7,608	8,532	10,220	14,677

SF2316 **NEW**

Modular chaise lounge sofa (right side) with upholstered seat and backrest and 4-legged steel base in white or black finish.

Sofá modular chaise lounge (lado derecho) con asiento y respaldo tapizado y base de 4 patas de acero en acabado blanco o negro.



	COM yards per unit	COL sq.ft
1 units	8.2	161.5
10 units or more	8.2	

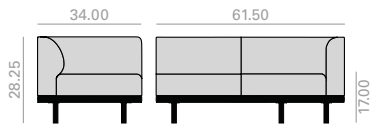
44,25 Ft
 82 lbs
 x1

	COM	COL	1	2	3	4	5	6	7	8	9	10	11	L1	L2	L3	L6
\$	4,560	4,753	4,992	5,179	5,331	5,583	5,843	6,097	6,353	6,610	6,868	7,122	7,380	7,608	8,532	10,220	14,677

SF2317 **NEW**

2-seater modular corner sofa (left side) with upholstered seat and backrest and 4-legged steel base in white or black finish.

Sofá modular rinconero (lado izquierdo) de 2 plazas con asiento y respaldo tapizado y base de 4 patas de acero en acabado blanco o negro.



	COM yards per unit	COL sq.ft
1 units	6.8	134.75
10 units or more	6.8	

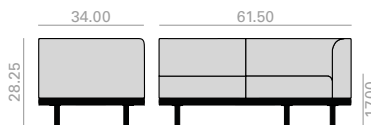
39 Ft
 105 lbs
 x1

	COM	COL	1	2	3	4	5	6	7	8	9	10	11	L1	L2	L3	L6
\$	4,916	5,078	5,271	5,430	5,553	5,763	5,978	6,189	6,400	6,610	6,825	7,036	7,247	7,434	8,201	9,594	13,281

SF2318 **NEW**

2-seater modular corner sofa (right side) with upholstered seat and backrest and 4-legged steel base in white or black finish.

Sofá modular rinconero (lado derecho) de 2 plazas con asiento y respaldo tapizado y base de 4 patas de acero en acabado blanco o negro.



	COM yards per unit	COL sq.ft
1 units	6.8	134.75
10 units or more	6.8	

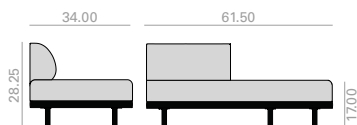
39 Ft
 105 lbs
 x1

	COM	COL	1	2	3	4	5	6	7	8	9	10	11	L1	L2	L3	L6
\$	4,916	5,078	5,271	5,430	5,553	5,763	5,978	6,189	6,400	6,610	6,825	7,036	7,247	7,434	8,201	9,594	13,281

SF2319 **NEW**

2-seater modular corner sofa (left side) with upholstered seat and open back and 4-legged steel base in white or black finish.

Sofá modular rinconero (lado izquierdo) de 2 plazas con asiento y respaldo abierto tapizado y base de 4 patas de acero en acabado blanco o negro.



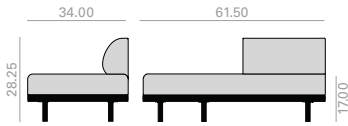
	COM yards per unit	COL sq.ft
1 units	6.8	134.75
10 units or more	6.8	

39 Ft
 80 lbs
 x1

	COM	COL	1	2	3	4	5	6	7	8	9	10	11	L1	L2	L3	L6
\$	4,097	4,256	4,452	4,609	4,732	4,944	5,157	5,368	5,579	5,791	6,004	6,215	6,428	6,615	7,380	8,773	12,460

SF2320 NEW

2-seater modular corner sofa (right side) with upholstered seat and open back and 4-legged steel base in white or black finish.
 Sofá modular rinconero (lado derecho) de 2 plazas con asiento y respaldo abierto tapizado y base de 4 patas de acero en acabado blanco o negro.



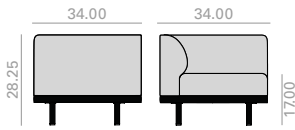
	COM yards per unit	COL sq.ft
1 units	6.8	134.75
10 units or more	6.8	

39 Ft
 80 lbs
 x1

	COM	COL	1	2	3	4	5	6	7	8	9	10	11	L1	L2	L3	L6
\$	4,097	4,256	4,452	4,609	4,732	4,944	5,157	5,368	5,579	5,791	6,004	6,215	6,428	6,615	7,380	8,773	12,460

SF2321 NEW

90° curved modular sofa with upholstered seat and open back and 4-legged steel base in white or black finish.
 Sofá modular curvo 90° con asiento y respaldo abierto tapizado y base de 4 patas de acero en acabado blanco o negro.



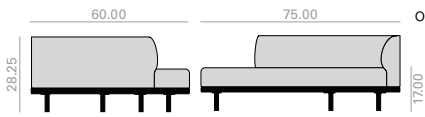
	COM yards per unit	COL sq.ft
1 units	4.3	83.5
10 units or more	4.3	

22 Ft
 72 lbs
 x1

	COM	COL	1	2	3	4	5	6	7	8	9	10	11	L1	L2	L3	L6
\$	4,095	4,194	4,319	4,416	4,495	4,626	4,762	4,895	5,030	5,162	5,293	5,428	5,561	5,678	6,161	7,038	9,358

SF2322 NEW

60° curved modular sofa with upholstered seat and open back and 4-legged steel base in white or black finish.
 Sofá modular curvo 60° con asiento y respaldo abierto tapizado y base de 4 patas de acero en acabado blanco o negro.



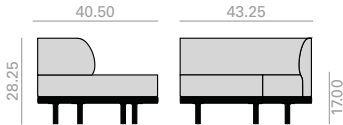
	COM yards per unit	COL sq.ft
1 units	10.75	210
10 units or more	10.75	

81,5 Ft
 126 lbs
 x1

	COM	COL	1	2	3	4	5	6	7	8	9	10	11	L1	L2	L3	L6
\$	6,656	6,907	7,219	7,466	7,660	7,995	8,330	8,666	8,999	9,334	9,670	10,005	10,338	10,637	11,847	14,047	19,877

SF2323 NEW

30° curved modular sofa with upholstered seat and open back and 4-legged steel base in white or black finish.
 Sofá modular curvo 30° con asiento y respaldo abierto tapizado y base de 4 patas de acero en acabado blanco o negro.



	COM yards per unit	COL sq.ft
1 units	5.4	105
10 units or more	5.4	

33 Ft
 67 lbs
 x1

	COM	COL	1	2	3	4	5	6	7	8	9	10	11	L1	L2	L3	L6
\$	3,723	3,850	4,003	4,126	4,226	4,390	4,558	4,727	4,893	5,061	5,230	5,396	5,564	5,710	6,318	7,417	10,332